








# DualCom Pro 2 LEDs Colour Status Guide

Once commissioned, the device will return to its quiescent/normal state.  
Only LED 3 should be visible.









## LED 3

	Red solid = Error found on the device (no commissioning performed)
	Amber flashing = Only one path is working on the dual-path system and the device is currently transmitting or receiving data (pdp context active)
	Amber solid = Only one path is working on the dual-path system, however it is able to transmit & receive data
	Green flashing = No errors found and the device is currently transmitting or receiving data (pdp context active)
	Green solid = No major errors found

Press A to view the connectivity status.

## LED 1

## LED 2

	Red flashing = No signal / SIM not ready or LAN not connected		Red flashing = No signal / SIM not ready or LAN not connected
	Amber flashing = Registering / Signal is unacceptable / LAN connected but cannot transmit data		Amber flashing = Registering / Signal is unacceptable / LAN connected but cannot transmit data
	Green flashing = Signal is acceptable (3/10) but could be improved		Green flashing = Signal is acceptable (3/10) but could be improved
	Green Solid = Signal 4/10 (or above) or LAN connected		Green Solid = Signal 4/10 (or above) or LAN connected