

M2M Connect Guide – CSL Router

How to order

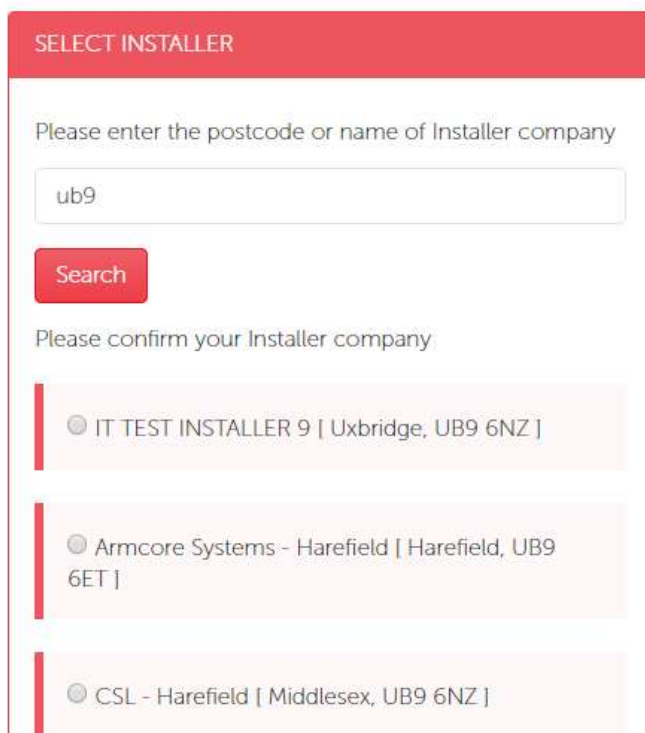
Step 1: Visit the M2M Connect Portal: <https://m2mconnect.csldual.com>

Step 2: Go to SIGN IN. If you have already registered an account, go to step 7.

Step 3: To create an account click on the link to do so.

Step 4: Enter your company name or post code (min. of 3 digits) as per the image below, then select your company. Note – if your company is not listed please email: sales@csl-group.com so that it can be entered on our database.

Create New Account



Step 5: Create a new user by clicking on the relevant button

Create New User

Step 6: Enter your details including a unique username and your chosen password (password must be 8 characters or more) then click: [Create Account](#)

YOUR INSTALLER:
CSL - HAREFIELD [MIDDLESEX, UB9 6NZ]

 I agree to the [Terms of Service](#) and [Privacy Policy](#)
[Create Account](#)

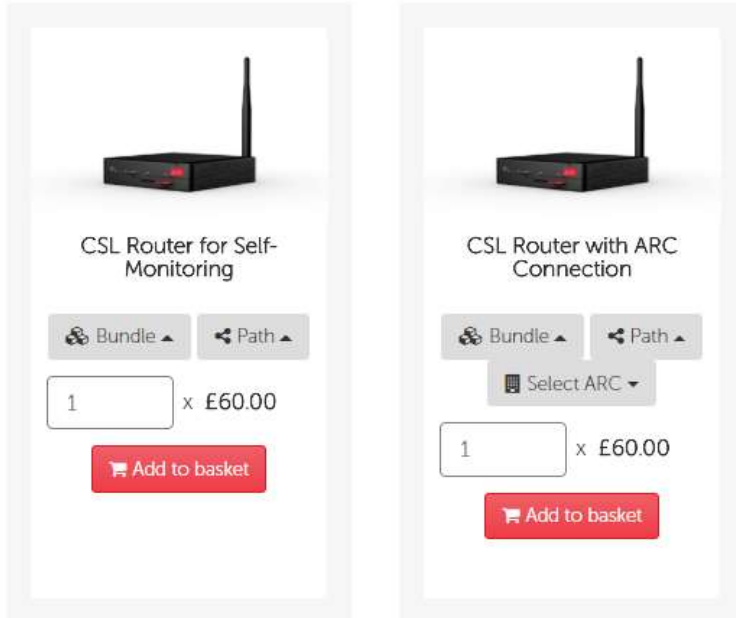
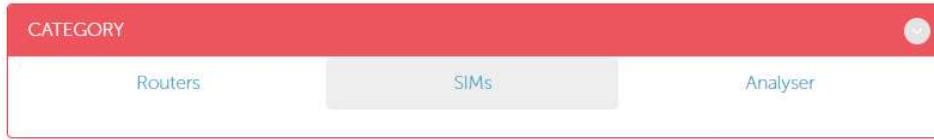
Step 7: Enter your username and password then click [Sign In](#)

Sign In To Your Account

[Sign In](#)

Step 8: When on the homepage click on the heading to see the relevant SIM/Router bundles available to you

Step 9: Click the Router category:



Step 10: Select your chosen SIM bundle, path option and ARC if applicable.



- ARC
- Abel Alarm Company Ltd
 - Connelly Security Systems
 - EMCS
 - National Monitoring
 - Securi-Guard Ltd
 - SMC

Note – 30GB bundle is only applicable in Ireland. If you are outside of Ireland but select this bundle your order will be cancelled.

Selecting “With 4G SIM” means that your CSL Router will be configured to connect to the internet via 4G only. This enables you to use both Ethernet ports (A & B).

Selecting “With back-up 4G SIM” means that your CSL Router will be configured to use the customer’s broadband (DSL) as the primary signalling path and the 4G SIM will be used as back-up.

Only the enabled ARCs able to connect to CSL Router are shown on this list. If your chosen ARC is not listed please contact CSL for further information.

Step 11: Add your choice to the basket and proceed to checkout:



CSL Router with ARC Connection

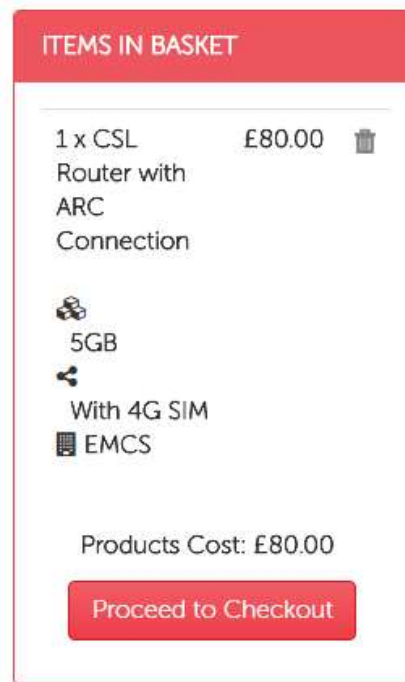
1GB ▲

With 4G SIM ▲

EMCS ▼

1 x £70.00

Add to basket



ITEMS IN BASKET

1 x CSL Router with ARC Connection £80.00

5GB

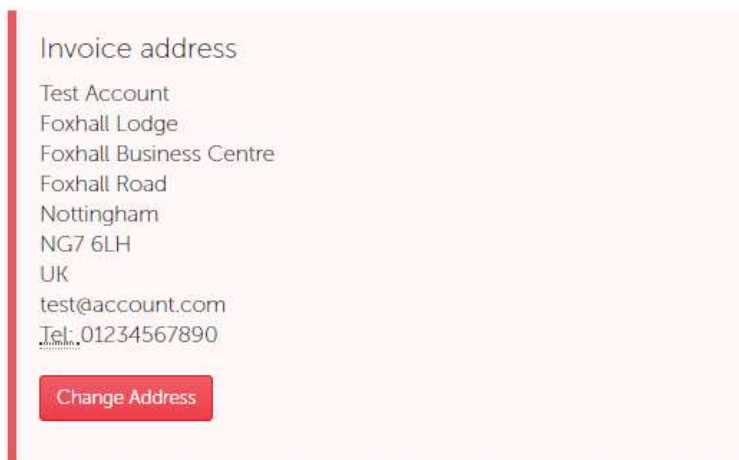
With 4G SIM

EMCS

Products Cost: £80.00

Proceed to Checkout

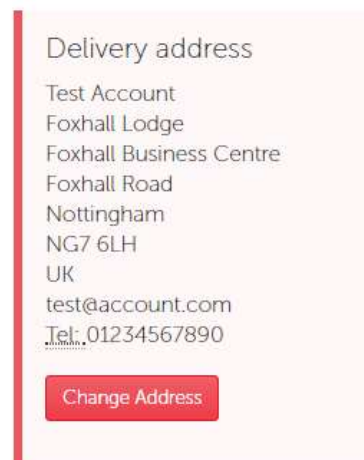
Step 12: Check your invoice and delivery address. If your address is correct go to step 15.



Invoice address

Test Account
Foxhall Lodge
Foxhall Business Centre
Foxhall Road
Nottingham
NG7 6LH
UK
test@account.com
Tel: 01234567890

Change Address



Delivery address

Test Account
Foxhall Lodge
Foxhall Business Centre
Foxhall Road
Nottingham
NG7 6LH
UK
test@account.com
Tel: 01234567890

Change Address

Step 13: To change address click on the **Change Address** button.

Step 14: Complete the address/contact details as required. If you want to use part of the address click on **Edit this Address** then **Save**

Step 15: Enter your order reference number, any special instructions and choose your shipping preference. Our standard delivery for CSL Routers is 2 days depending on your configuration required for this specific device. Please note – CSL will always endeavour to ship your order as soon as possible and in some instances a next day delivery service may be fulfilled.

Items in basket	Hardware Price	Price per month	Annual Price	Quantity	Remove
 <p>CSL Router with ARC Connection 5GB With 4G SIM</p>	£60.00	£20.00	£240.00	1	

Your Order Reference

Special Instructions

Shipping: Next Day UK : £7.95

Change Shipping

Select Payment Option

Initial payment of **£105.54**
followed by monthly payments inc. VAT £24.00
Initial cost ex VAT: £80.00
Shipping cost ex VAT: £7.95
Total VAT: £17.59

Single payment of **£369.54**
followed by yearly payments inc. VAT £288.00
Annual Cost ex VAT: £300.00
Shipping Cost ex VAT: £7.95
Total VAT: £61.59

Select Payment Mode

[Please click here to set up payments via direct debit](#)
 I confirm that I have read and understood the [Terms and Conditions](#)

Confirm

Step 16: Select your payment option as monthly or annually (a breakdown of costs is shown above). Collection of your recurring payment will take place by direct debit (DD) (go to step 17) or invoice (go to step 21). Please note – if you are an invoice customer your payment frequency will already be known by our Finance Department. The price shown will also be £0.00 on M2M Connect for all products.

Items in basket	Hardware Price	Price per month	Annual Price	Quantity	Remove
 <p>CSL Router with ARC Connection 5GB With 4G SIM</p>	£60.00	£20.00	£240.00	1	

Shipping: Next Day UK : £7.95

[Change Shipping](#)

Select Payment Option

Initial payment of £105.54
followed by monthly payments inc. VAT £24.00
Initial cost ex VAT: £80.00
Shipping cost ex VAT: £7.95
Total VAT: £17.59

Single payment of £369.54
followed by yearly payments inc. VAT £288.00
Annual Cost ex VAT: £300.00
Shipping Cost ex VAT: £7.95
Total VAT: £61.59

Select Payment Mode
[Please click here to set up payments via direct debit](#)
 I confirm that I have read and understood the [Terms and Conditions](#)

[Confirm](#)

Items in basket	Hardware Price	Price per month	Annual Price	Quantity	Remove
 <p>CSL Router with ARC Connection 5GB With 4G SIM</p>	£0.00	£0.00	£0.00	1	

I confirm that I have read and understood the [Terms and Conditions](#)

[Confirm](#)

Step 17: For initial set up of DD payments click on [Please click here to set up payments via direct debit](#) and confirm that you have read the T&Cs.

Register For Direct Debit

You are applicable for direct debit. This is the new service provided by CSL to their customer to make the payment directly from their bank account. To avail this service click on proceed button.

I confirm that I have read and understood the [Terms and Conditions](#)

[Cancel](#)
[Proceed](#)

Step 18: Complete the DD set up form with the appropriate information including the account name (individual/company), email, sort code/account number/IBAN and post code.



Set up a Direct Debit with CSL

CSL SIM card purchase

First name

Last name

or use a company name

Email

Country

United Kingdom ▾

Your sort code

e.g. 10-20-30

Your account number

e.g. 12345678

or enter IBAN

Post code

Start typing your post code and choose from the list

or enter your address manually

More than one person is required to authorise Direct Debits

 **Set up Direct Debit**

Step 19: To change from an individual name to a company click on "or use a new company name".

First name

Last name

[or use a company name](#)

Company name

[or use your name](#)

Step 20: To change from sort code/account number to IBAN click "or enter IBAN".

Your sort code

Your account number

[or enter IBAN](#)

IBAN

[or enter local details](#)

Step 21: Read and accept the T&Cs and press [Confirm](#)

Your order has now been placed – thank you for your order!

I confirm that I have read and understood the [Terms and Conditions](#)

[Confirm](#)